

REVISIONS		
REV	DESCRIPTION	DATE

MATERIAL

FINISH

DRAWING INTERPRETATIONS	
PROJECTIONS 	DIMENSIONS INCHES MILLIMETERS

UNSPECIFIED TOLERANCES
DECIMALS ±.020 (±.510 mm); ANGULAR ±1°

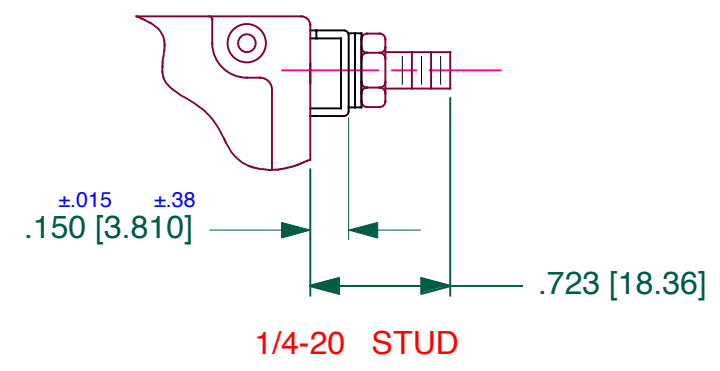
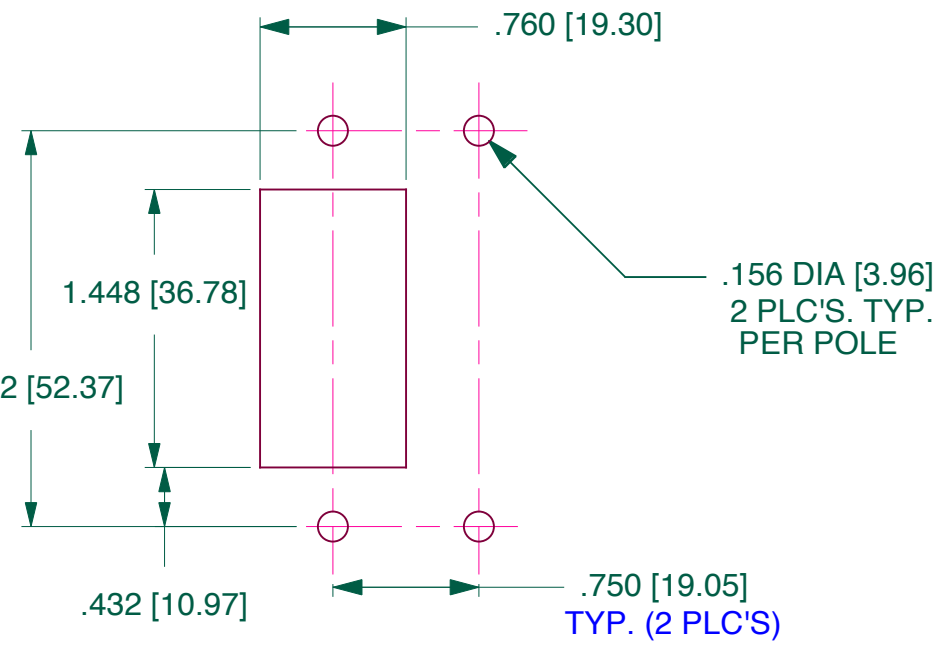
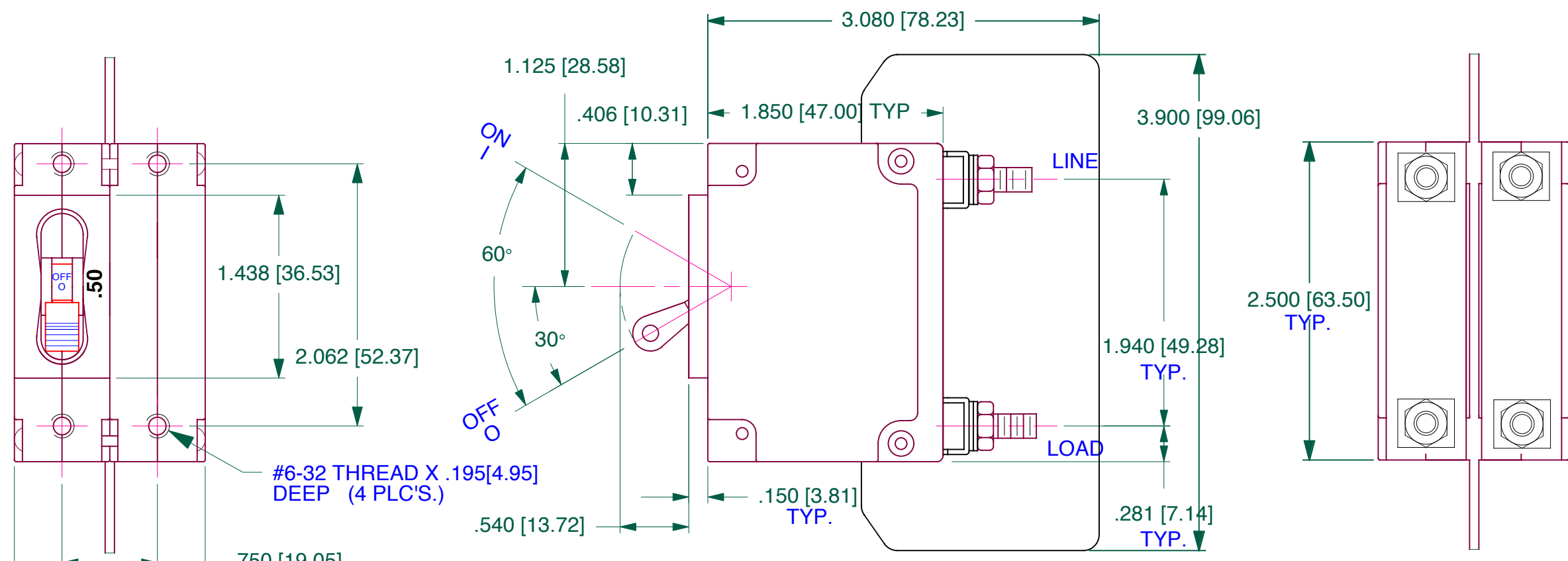
DRAWN BY: MM 4-19-13	CHECKED BY:	SCALE NONE
APPROVED BY:	DATE APPROVED	

DO NOT SCALE DRAWING

TITLE
**"C SERIES"
CIRCUIT BREAKER**

Carling Technologies
CIRCUIT BREAKER DIVISION
PLAINVILLE, CT

SIZE B	DRAWING NO. CB2-X0-16-236-321-BG	REV 01
SHEET OF		SHEET 1 OF 1



LABEL INFORMATION:
 FL. AMPS P1 80
 FL. AMPS P2 .5
 MAX VOLTS 125
 FREQ. HZ DC
 DELAY 14(MEDIUM
 CIRCUIT: B0(SERIES)

SPECIAL PURPOSE NOT
FOR GENERAL USE

PANEL CUTOUT DETAIL
TOLERANCES ±.005 [.12]

CONTROL SYMBOLS	
	CRITICAL
	MAJOR

TOOL NO.	REV
REFERENCE NO.	
SHEET OF	